

Smart and Connected Health Care: An Implementer's Perspective

Shannon M. Dean, MD

Associate Professor Pediatrics, Division of Hospital Medicine

Senior Vice President/Chief Medical Information Officer, UW Health

What is UW Health?

UW Health is the integrated health system of the University of Wisconsin-Madison serving more than 600,000 patients each year in the Upper Midwest and beyond with 1,400 physicians and 16,500 staff at six hospitals and 80 outpatient sites

UW Health is governed by the UW Hospitals and Clinics Authority and partners with UW School of Medicine and Public Health to fulfill their patient care, research, education and community service missions

UW Health



**School of Medicine
and Public Health**

UNIVERSITY OF WISCONSIN-MADISON

UW Health Madison Hospitals

- University Hospital
- American Family Children's Hospital
- UW Health at The American Center
- UW Health Rehabilitation Hospital

UW Health Regional Hospitals

- SwedishAmerican Hospital, Rockford, IL
- Belvidere Medical Center, Belvidere, IL

UW Health Clinics

Throughout Wisconsin and Northern Illinois

UW Medical Foundation

UW faculty physician practice

UW Carbone Cancer Center

Comprehensive Cancer Center, designated by the National Cancer Institute (NCI)

Unity Health Insurance

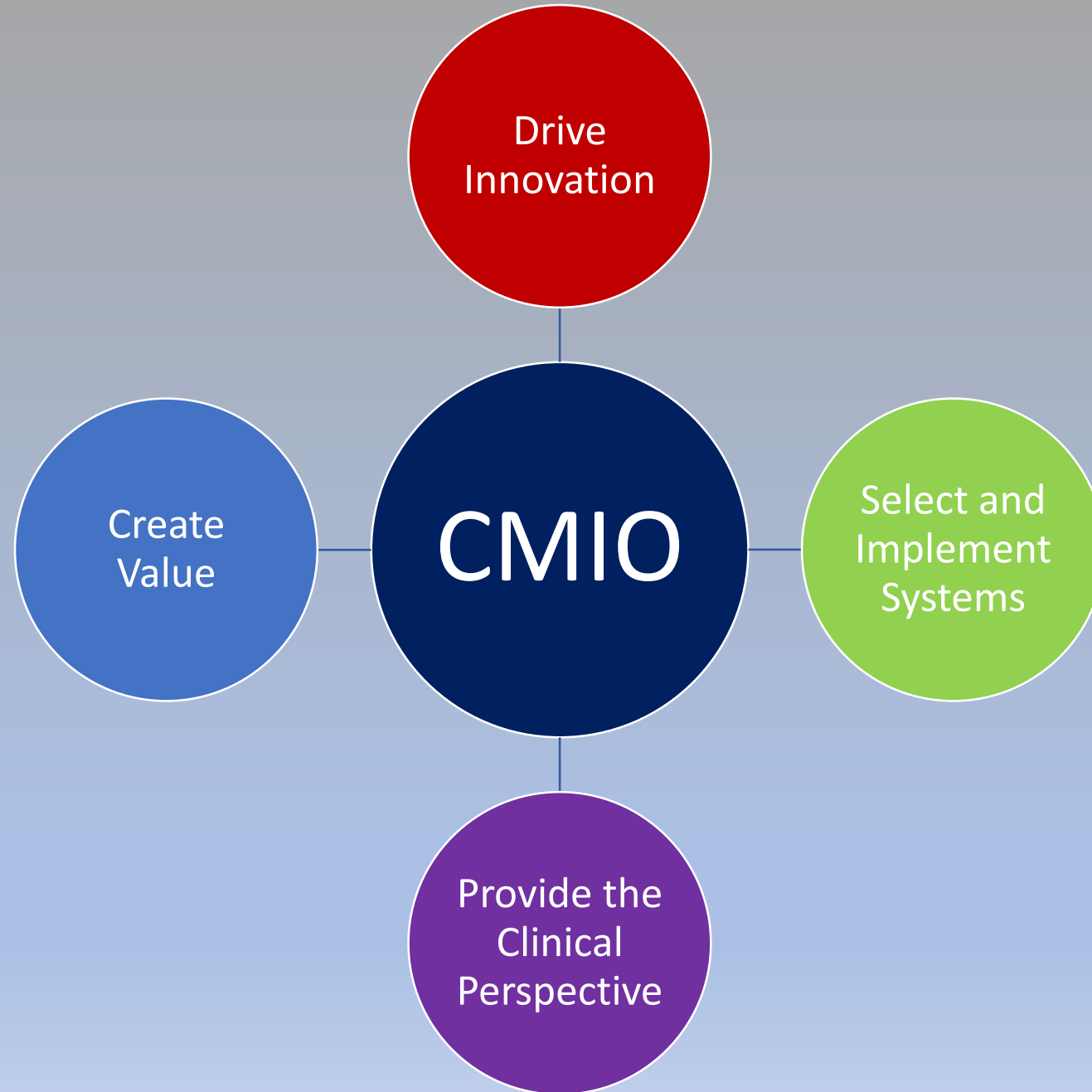
One of the nation's top health plans

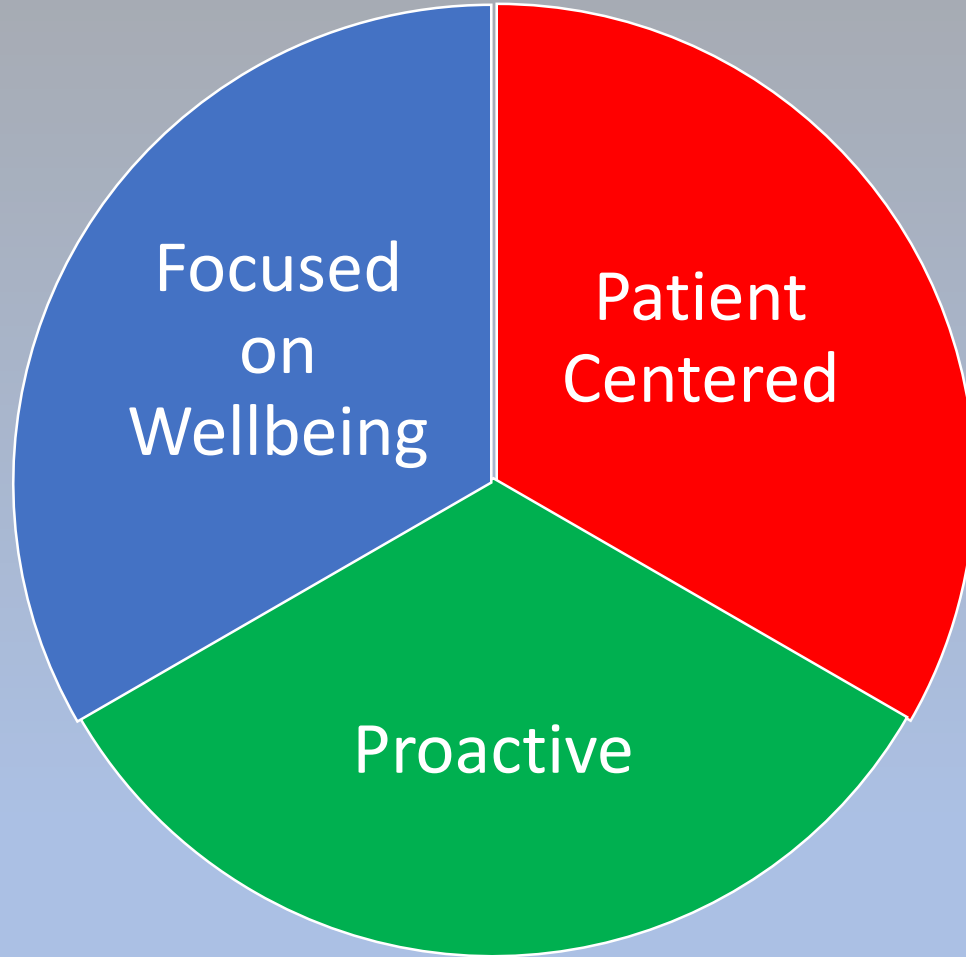
University Health Care

Regional relationships and contracting

Joint Ventures and Affiliations

Cancer centers, surgery centers, dialysis programs, home health, infusion and many other programs and services








Patient Centered







Proactive







Challenges

- Privacy and security concerns
- Access to technology
 - Socioeconomic variation
 - Age group differences
- Disparate data sources
- Lack of key pieces of data(e.g. social determinants)
- Reliance on structured data
- Enormity of data, little information
- Adoption and acceptance

Questions for Engineering

- How do we effectively engage patients of all ages and from a broad range of cultural and socioeconomic backgrounds?
- How do we move away from structured data collection methods (patient surveys and questionnaires) to more narrative story telling?
- Where and when in the clinician workflow do we present data and insights so that they can be used effectively?
- Once insights are identified, how do we effectively scale interventions at a population health level?
- How do we ensure that technology is user centered in its designed?



Focused on Wellbeing





On Wisconsin!